

# The Netherlands: Land of Dairy



## Dutch dairy statistics

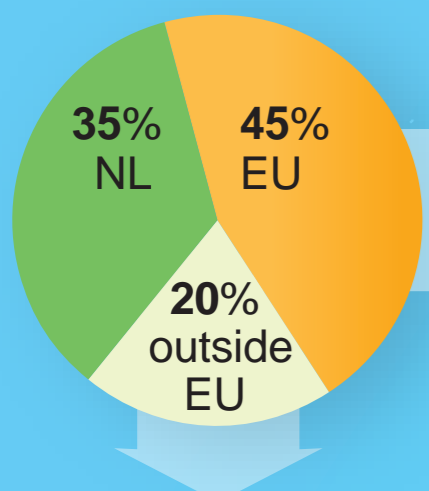
- 62 dairy factories
- 18,000 dairy farms
- 1.6 million dairy cows
- 1.2 million ha. of grassland and maize (28% of the Netherlands)
- 60,000 jobs in the dairy sector



## Dairy factories: output by product

- |                            |                     |
|----------------------------|---------------------|
| Animal feed                | Fresh milk products |
| Butter and butter products | Infant nutrition    |
| Cheese                     | Medical nutrition   |
| Condensed milk             | Milk powder         |
| Dairy ingredients          | Whey product        |
| Drinking milk              |                     |

## Dairy markets



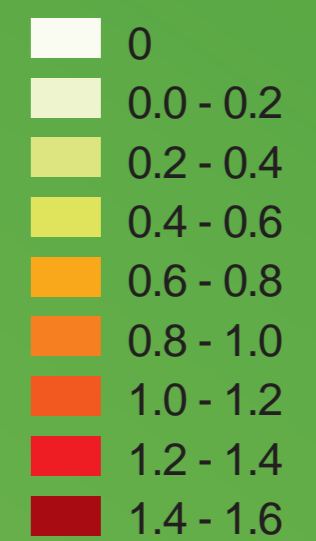
### Biggest EU markets:

- Germany
- France
- Belgium

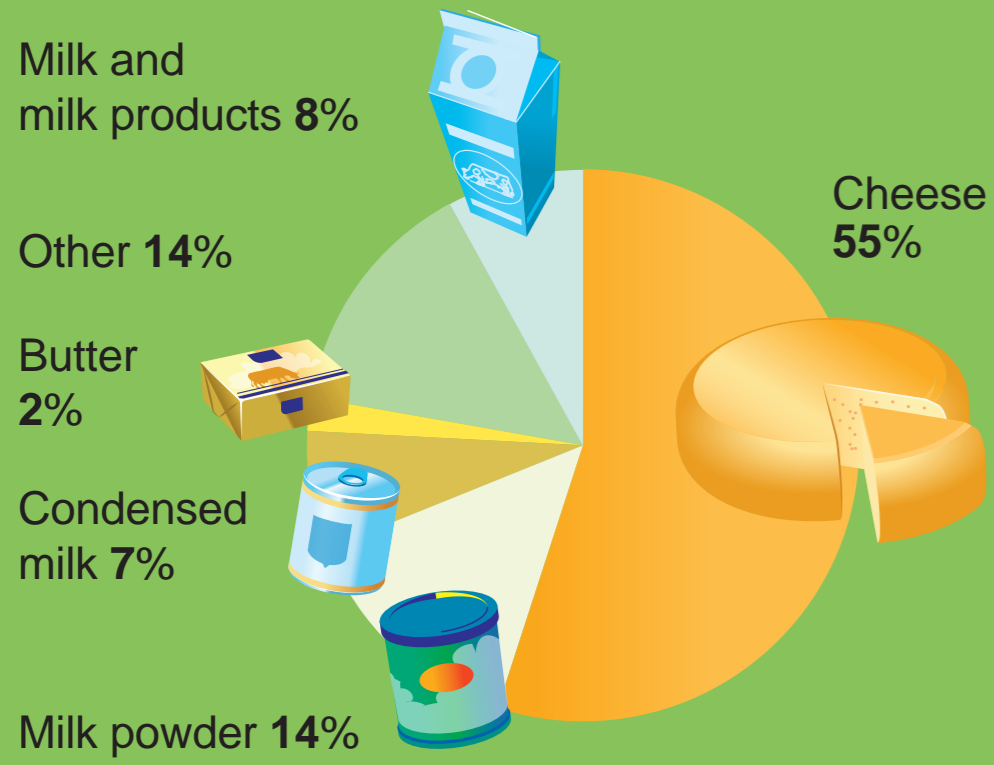
### Biggest markets outside EU:

- China
- Nigeria
- Saudi Arabia

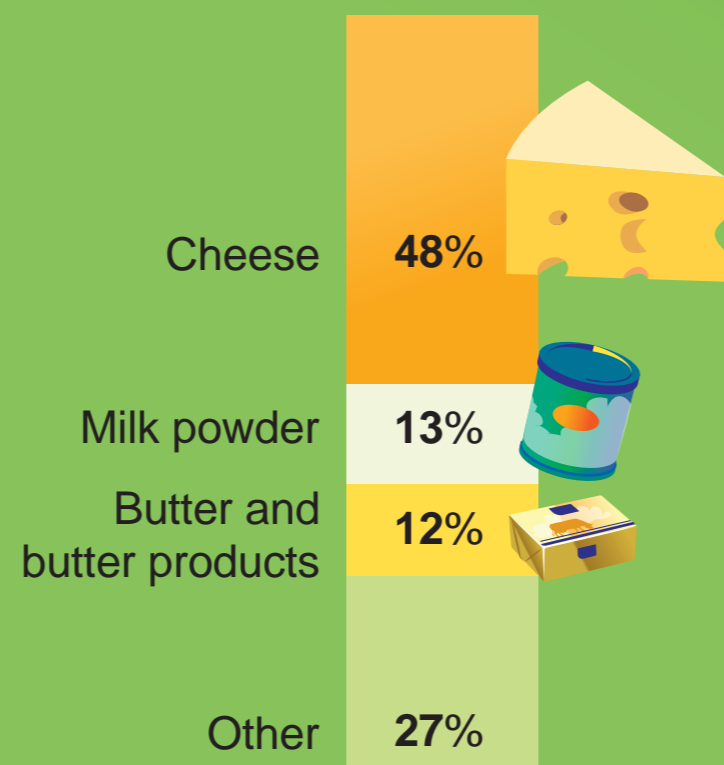
## Dairy cows per hectare per municipality



## Milk processing



## Dairy exports



## Export revenues

Annual dairy export value: € 7.2 billion.

€ 7.2 billion

Contribution to trade surplus: 8%

## Dairy cows and milk yield

In 2014 Dutch milk production was 12.7 billion kg, or 13 Olympic-sized swimming pools per day.

